

+
**WE
KNOW
ENDO.**

MAILLEFER
TruNatomy™

True, Natural, Anatomy

Discover a solution that focus on dentin preservation and more complicated cases such as fragile, curved roots and obliterated canals.

dentsplysirona.com/trunatomy



THE DENTAL
SOLUTIONS
COMPANY™

 **Dentsply
Sirona**

Why dentin preservation?

Research has shown that instrumentation can compromise the strength of the tooth, but this decreases as more dentin is saved.¹

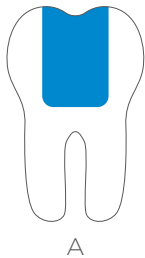
PREPARING THE CANAL

The prognosis of root-filled teeth depends not only on the success of the endodontic treatment but also on the amount of remaining dentin tissue.⁴

The **TruNatomy™ Orifice Modifier** shapes the orifice to create the entry point. No need for straight line access.³



TruNatomy™ Orifice Modifier

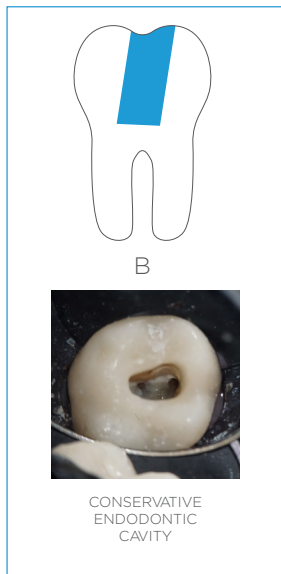


A

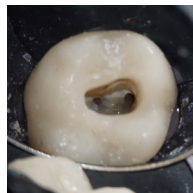


TRADITIONAL
ENDODONTIC
CAVITY

Photos courtesy of Dr. Ahmed Salman



B



CONSERVATIVE
ENDODONTIC
CAVITY

The efficacy of root canal preparation is significantly enhanced when an effective, reproduceable glide path is created.⁵

The design of the dedicated glide path instrument **TruNatomy™ Glider** ensures precision with increased ease of use.³



TruNatomy™ Glider

The TruNatomy™ solution:

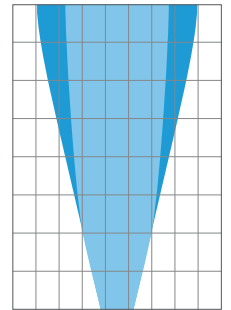
Experience the TruNatomy™ solution which lets you perform root canal treatments smoothly and with control.² TruNatomy™ preserves as much dentin as possible³ and offers a complete solution including matching irrigation and obturation.

SHAPING

A unique combination of features enables efficient root canal treatment while removing dentin only where needed.³

TruNatomy™ preserves structural dentin,³ leaving more options for restoration and enabling longer lasting natural teeth thanks to its:

- 0.8mm flute diameter of special heat treated NiTi wire⁶ - our smallest wire
- Patented off-centered cross section with regressive taper for superior efficiency⁷
- Superior canal-centering ability,⁷ designed to adapt to the canal, not the other way around
- Pre-curvability and small 9.5mm shaft enable molar access³



- TruNatomy™ Prime
- Generic progressive tapered file



*All files operate at higher speed with less torque:
500rpm & 1.5 NCm*

The **TruNatomy™ Shaping File Prime** is appropriate for most cases.



TruNatomy™ Shaping File PRIME

Two additional shaping files are available to address both smaller and larger canals.³

¹ Sedgley CM, Messer HH. Are endodontically treated teeth more brittle? J Endod. 1992 Jul;18(7):332-5

² User evaluation

³ Internal data

⁴ Kishen, A. Mechanisms and risk factors for fracture predilection in endodontically treated teeth. Endodontic Topics 2006, 13, 57-83

⁵ Elnaghy & Elsaka. J Endod. 2014 Dec;40(12):2053-6.

⁶ Instead of up to 1.2mm for most generic variable tapered files

⁷ Internal data compared to ProTaper Next*



Photos courtesy of Dr. Ahmed Salman



TruNatomy™ is an intuitive, straightforward and easy-to-learn endo solution.⁸ It was developed in partnership with skilled practitioners Dr. Ove Peters (left) and Dr. George Bruder (right), leaders in the field of endodontics. **TruNatomy™** combines Swiss precision with advanced engineering.

IRRIGATION

Regardless of the file system being used, up to 35 % of the canal walls remain untouched by instruments.⁹

The **TruNatomy™ irrigation needle** complements the treatment sequence.

- Soft polypropylene allows the needle to curve and flex easily to follow the root canal anatomy.
- 2-sided vent design maintains a balanced irrigation solution volume for greater control throughout the canal.
- The plastic body makes the needle atraumatic for hard tissues.



Tissue dissolved 12 times faster when continuously agitated as compared to no agitation.¹⁰

The **EndoActivator®** Small tip (15.02) agitates the irrigation solutions during endodontic treatment to enhance deep cleaning and disinfection.


OBTURATION

Gutta-Percha sizing is inconsistent with many manufacturers.¹¹

TruNatomy™ Conform Fit™ Gutta-Percha is variable tapered, designed to match the precise shapes created by TruNatomy™ files to ensure an optimal obturation.

Advantages of TruNatomy™ Conform Fit™ Gutta-Percha:

- Injection molded, variable taper as the file
- Precise fit for the right tug back
- 40% more consist shape than traditional gutta-percha⁸
- Color coded, adapted sizes ready for use
- Improved heat transfer up to 5mm beyond the heat source⁸
- Gutta-percha without natural rubber latex



New tapered **TruNatomy™ Absorbent Points** to dry TruNatomy™ shapes:

- In sterile packs, ready to use
- Color coded, adapted sizes ready for use



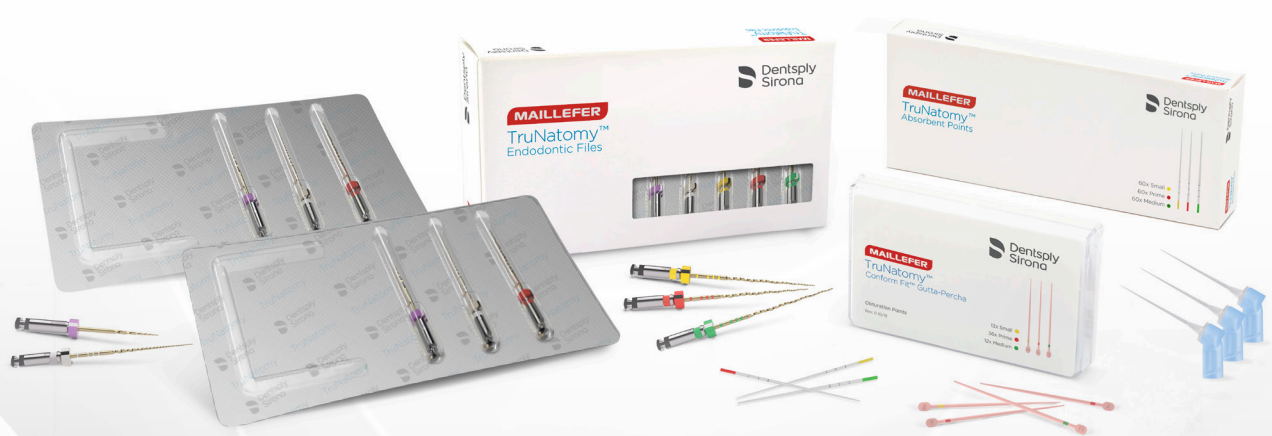
 #followthebluelines

⁸ Internal data

⁹ Peters, O. A., K. Schonenberger, and A. Laib. "Effects of Four Ni-Ti Preparation Techniques on Root Canal Geometry Assessed by Micro Computed Tomography." *International Endodontic Journal* Int Endod J 34.3 (2001): 221-30

¹⁰ Stojicic, Sonja, Slavoljub Zivkovic, Wei Qian, Hui Zhang, and Markus Haapasalo. "Tissue dissolution by sodium hypochlorite: effect of concentration, temperature, agitation, and surfactant." *Journal of endodontics* 36, no. 9 (2010): 1558-1562.

¹¹ Marroquin et al. *Int Endod J.* 2001 Jan;34(1):23-8



PRODUCT REFERENCES

TRUNATOMY™ ORIFICE MODIFIER



B ST TNMY 616 OMD TruNatomy™ Orifice Modifier 16mm x6

TRUNATOMY™ IRRIGATION NEEDLE



B NS TNIR D22 30G TruNatomy™ Irrigation Needle 30 Gauge x40

TRUNATOMY™ GLIDER



B ST TNMY 621 GLR TruNatomy™ Glider 21mm x6
 B ST TNMY 625 GLR TruNatomy™ Glider 25mm x6
 B ST TNMY 631 GLR TruNatomy™ Glider 31mm x6

TRUNATOMY™ ABSORBENT POINTS



B ST TNPP 000 SML TruNatomy™ Absorbent Points Small x180
 B ST TNPP 000 PRM TruNatomy™ Absorbent Points Prime x180
 B ST TNPP 000 MED TruNatomy™ Absorbent Points Medium x180
 B ST TNPP 000 AST TruNatomy™ Absorbent Points Assortment x180

TRUNATOMY™ SHAPING FILE - SMALL



B ST TNMY 621 SML TruNatomy™ Small 21mm x6
 B ST TNMY 625 SML TruNatomy™ Small 25mm x6
 B ST TNMY 631 SML TruNatomy™ Small 31mm x6

TRUNATOMY™ CONFORM FIT™ GUTTA-PERCHA OBTURATION POINTS



B 00 TNGP F00 SML TruNatomy™ Conform Fit™ Small x60
 B 00 TNGP F00 PRM TruNatomy™ Conform Fit™ Prime x60
 B 00 TNGP F00 MED TruNatomy™ Conform Fit™ Medium x60
 B 00 TNGP F00 AST TruNatomy™ Conform Fit™ Assortment x60

TRUNATOMY™ SHAPING FILE - PRIME



B ST TNMY 621 PRM TruNatomy™ Prime 21mm x6
 B ST TNMY 625 PRM TruNatomy™ Prime 25mm x6
 B ST TNMY631 PRM TruNatomy™ Prime 31mm x6

TRUNATOMY™ KITS

B 00 XSIQ TNR KIT



X-Smart IQ® TruNatomy™ Starter Kit

- X-Smart IQ® Motor Handpiece
- X-Smart IQ® Contra-angle
- X-Smart IQ® iPad Stand
- X-Smart IQ® iPad Mini Protective Case
- 8 blisters TruNatomy™ Assortment: Orifice Modifier to Medium Shaping File, 25mm - 30 files

TRUNATOMY™ SHAPING FILE - MEDIUM



B ST TNMY 621 MED TruNatomy™ Medium 21mm x6
 B ST TNMY 625 MED TruNatomy™ Medium 25mm x6
 B ST TNMY 631 MED TruNatomy™ Medium 31mm x6

TRUNATOMY™ SEQUENCE



B ST TNMY 321 SQC TruNatomy™ Sequence 21mm x3
 B ST TNMY 325 SQC TruNatomy™ Sequence 25mm x3
 B ST TNMY 331 SQC TruNatomy™ Sequence 31mm x3

dentsplysirona.com/trunatomy

THE DENTAL
SOLUTIONS
COMPANY™

